

Sizing requirements

The information below will help you size your images for the best quality on SonicPrint Panels. If you have any questions please contact us at SonicPrint@auralex.com.



SonicPrint™
Artistic Acoustical Panels

www.Auralex.com/SonicPrint

Sizing and DPI:

Images should be saved at a minimum of 150 dpi (Dots Per Inch) to *scale, 300 dpi (maximum size) images are higher in resolution and not necessary as long as the image is to scale. 72 dpi will be too small and look fuzzy. Check Resolution Example.


* **To SCALE** means actual size:

example: 2' x 2' = 24" x 24".


Your image should be sized to 24" x 24".

measurement symbols: feet (') inches (")

Resolution Example



Saved at 72 dpi



Saved at 150 dpi



Images taken directly from the web will not work due to the 72 dpi resolution and smaller size.

Printable Sides and Wrap Around Fabric:

All standard panels have a 1" thickness as shown on Diagram A as printable sides. It is recommended if possible to account for 2" on each side. This will cover the 1" printable areas and the extra wrap around fabric needed to finish the panel and give it a clean look. If you choose to give an exact size "only" we can adjust to fit printable sides and wrap around or leave a neutral color. Check Diagrams B, C, D for example.

Format:

We can open Tiff, EPS, PSD and AI. files. Once opened we will convert them to a JPEG format for printing purposes.

Final Specifications:

2' x 2' Panel

Actual Size: 24" x 24"

Printable Sides and Wrap Around: 28" x 28"

2' x 3' Panel

Actual Size: 24" x 36"

Printable Sides and Wrap Around: 28" x 40"

2' x 4' Panel

Actual Size: 24" x 48"

Printable Sides and Wrap Around: 28" x 50"

SonicPrint Format

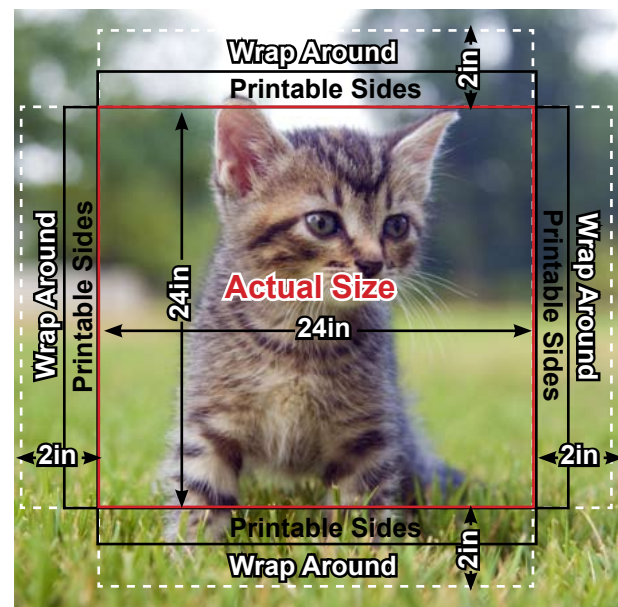


Diagram A



Diagram B



Diagram C



Diagram D

1-800-959-3343

Contact: SonicPrint@auralex.com